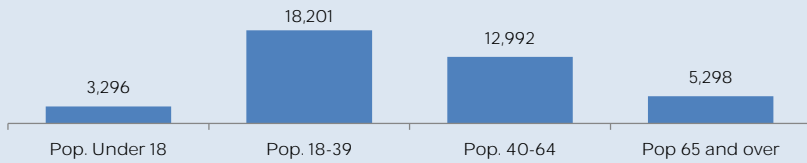


DOWNTOWN LOS ANGELES NC

Population

Population	39,786
Pop. Under 18	3,296
Pop. 18-39	18,201
Pop. 40-64	12,992
Pop 65 and over	5,298



Disability

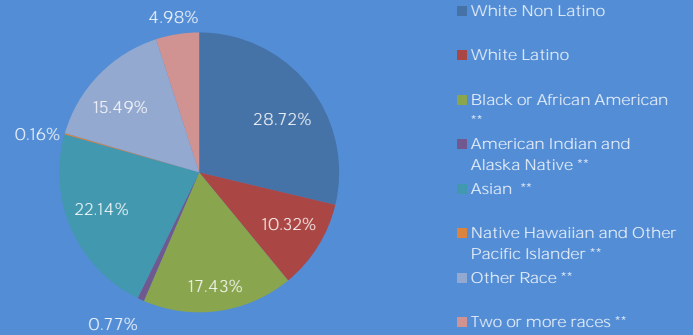
Population with a Disability:
6,710
16.9% of Total pop.

Housing - Renters / Owners

Owners Occupied 9.7%
Renters Occupied 90.3%

Race

White Non Latino	11,427	28.72%
White Latino	4,107	10.32%
Black or African American **	6,933	17.43%
American Indian and Alaska Native **	308	0.77%
Asian **	8,808	22.14%
Native Hawaiian and Other Pacific Islander **	62	0.16%
Other Race **	6,162	15.49%
Two or more races **	1,980	4.98%



Language spoken

Pop. Speaking English Only	20,513	53.4%
Pop. Speaking Spanish	8,906	23.2%
Pop. Speaking Asian and Pacific Island Languages	6,618	17.2%
Pop. speaking Other Languages	558	1.5%

Second Language spoken after english: spanish by 23.2% of the population

Past Neighborhood Council Election Outreach

Candidates	2014	51
	2016	45
Voters	2014	679
	2016	847

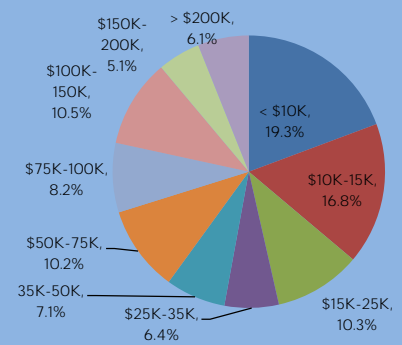
English Proficiency

Population over 5 Years old	
Speak english only or "very well"	77.9%
Speak english less than "very well"	22.1%

Household Income

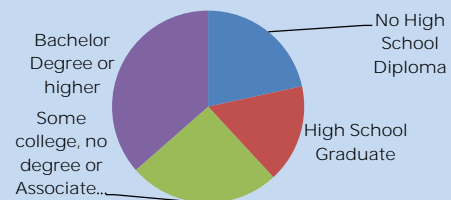
less than \$10,000	19.3%
between \$10,000 and \$14,999	16.8%
between \$15,000 and \$24,999	10.3%
between \$25,000 and \$34,999	6.4%
between \$35,000 and \$49,999	7.1%
between \$50,000 and \$74,999	10.2%
between \$75,000 and \$99,999	8.2%
between \$100,000 and \$149,999	10.5%
between \$150,000 and \$199,999	5.1%
\$200,000 or more	6.1%

Mean Household Income: \$ 64,584



Education

No High School Diploma	7,114	19.5%
High School Graduate	5,454	14.9%
Some college, no degree or Associate Graduate	8,384	23.0%
Bachelor Degree or higher	12,013	32.9%



"The data collected was from the 2016 American Community Survey using Census Tracts. Since not all Census tracts fit neatly into Neighborhood Council boundaries, they were weighted to account for the percentage of the tract that resided within the Neighborhood Council boundaries. If you have questions about the data or see something you may think maybe an error, please contact us so that we can look into it."

** Latino and Non-Latino

Source: ACS 2016 - 5 year estimates